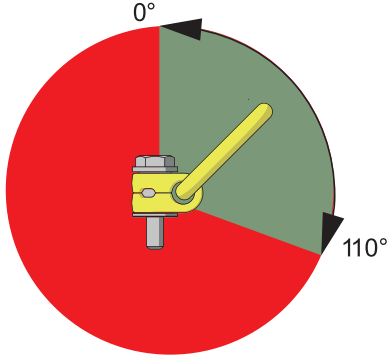
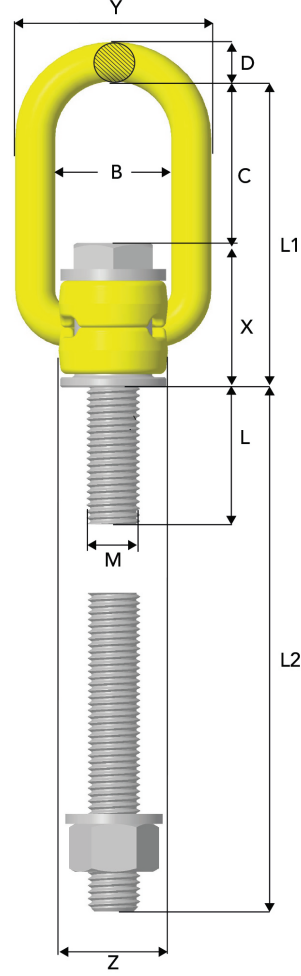
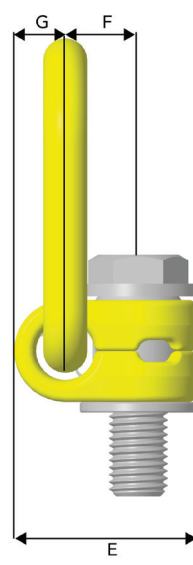


DLP Fırdöndü Kaldırma Mapası



DLP sadece 0-110° aralığında çalışabilir.
Yük altında 0°-15° aralığında
civata ekseninde dönüğe müsaade edilmez.



Art.No.	Model	Ölçüler (mm)										Ağırlık (kg)
		B	C	D	L	L1	L2	M	X	Y	Z	
2903 55 08	DLP-M8 x 1.25	35	48	10	13	78	97.5	8	30	55	26	0.3
2903 55 10	DLP -M10 x 1.5	35	48	10	13	78	97.5	10	30	55	26	0.3
2903 55 12	DLP -M12 x 1.75	35	48	12	23	91	118	12	44	59	32	0.5
2903 55 16	DLP-M16 x 2	35	48	12	23	91	158	16	44	59	32	0.5
2903 55 20	DLP-M20 x 2.5	54	88	18	34	145	198	20	58	90	48	1.6
2903 55 24	DLP-M24 x 3	54	88	18	34	145	238	24	58	90	48	1.7
2903 55 30	DLP-M30 x 3.5	82	93	26	53	181	295	30	88	122	75	5.0
2903 55 36	DLP-M36 x 4	82	93	26	53	181	295	36	88	122	75	5.2
2903 55 42	DLP-M42 x 4.5	100	106	36	63	223	293	42	117	156	95	11.6
2903 55 48	DLP-M48 x 5	100	106	36	63	223	293	48	117	156	95	11.9

* Uzun vida somun ve contası ile birlikte. Ürün ağırlıkları standart vidaya göre verilmiştir.
Vida, somun ve conta ISO 898-1 sınıf 10.9'a göredir

DLP Çalışma Yük Limitleri

Simetrik yük (t)	Sapan Bacak Sayısı		2 simetrik		3-4 simetrik		Tork anahtarı	Allen anahtarı
	1	2	0-45°	45-60°	0-45°	45-60°		
	0° < β < 90°	0° < β < 90°	0-45°	45-60°	0-45°	45-60°		
DLP -M8 x 1.25	0.35	0.70	0.5	0.35	0.7	0.5	10 Nm	13 mm
DLP 5/16"-18 UNC	0.35	0.70	0.5	0.35	0.7	0.5	7 Ft.Lbs	1/2"
DLP -M10 x 1.5	0.65	1.30	0.9	0.65	1.4	1.0	15 Nm	13 mm
DLP 3/8"-16 UNC	0.60	1.20	0.8	0.60	1.3	1.0	11 Ft.Lbs	1/2"
DLP -M12 x 1.75	1.0	2.0	1.4	1.0	2.1	1.5	27 Nm	24 mm
DLP 1/2"-13 UNC	1.0	2.0	1.4	1.0	2.1	1.5	20 Ft.Lbs	15/16"
DLP -M16 x 2	1.8	3.6	2.5	1.8	3.7	2.7	60 Nm	24 mm
DLP 5/8"-11 UNC	1.6	3.2	2.2	1.6	3.3	2.4	44 Ft.Lbs	15/16"
DLP -M20 x 2.5	2.6	5.2	3.5	2.6	5.4	3.9	90 Nm	32 mm
DLP 3/4"-10 UNC	2.2	4.4	3.0	2.2	4.6	3.3	66 Ft.Lbs	15/16"
DLP -7/8"-9 UNC	2.6	5.2	3.5	2.6	5.4	3.9	66 Ft.Lbs	15/16"
DLP -M24 x 3	4.1	8.2	5.7	4.1	8.6	6.1	135 Nm	32 mm
DLP -1"-8 UNC	4.1	8.2	5.7	4.1	8.6	6.1	100 Ft.Lbs	15/16"
DLP -M30 x 3.5	5.0	10.0	7.0	5.0	10.5	7.5	270 Nm	55 mm
DLP -1 1/4"-7 UNC	5.0	10.0	7.0	5.0	10.5	7.5	200 Ft.Lbs	2 1/4"
DLP -M36 x 4	7.0	14.0	9.8	7.0	14.7	10.5	320 Nm	55 mm
DLP -1 1/2"-6 UNC	7.0	14.0	9.8	7.0	14.7	10.5	236 Ft.Lbs	2 1/4"
DLP -M42 x 4.5	15.0	30.0	21.0	15.0	31.5	22.5	600 Nm	75 mm
DLP -1 3/4"-5 UNC	15.0	30.0	21.0	15.0	31.5	22.5	440 Ft.Lbs	3"
DLP -M48 x 5	20.0	40.0	28.0	20.0	42.0	30.0	800 Nm	75 mm
DLP -2"-4.5 UNC	20.0	40.0	28.0	20.0	42.0	30.0	590 Ft.Lbs	3"

